



We work with others to protect the health of the people of Washington State by ensuring safe and reliable drinking water.



THURSTON PURVEYOR'S MEETING JUNE 4, 2021

Washington State Department of Health
Office of Drinking Water

Contact Information

Kay Rottell, P.E.
Office of Drinking Water
360-236-3024
Kay.rottell@doh.wa.gov

doh.wa.gov/DrinkingWater



handle: WADeptHealth

Overview

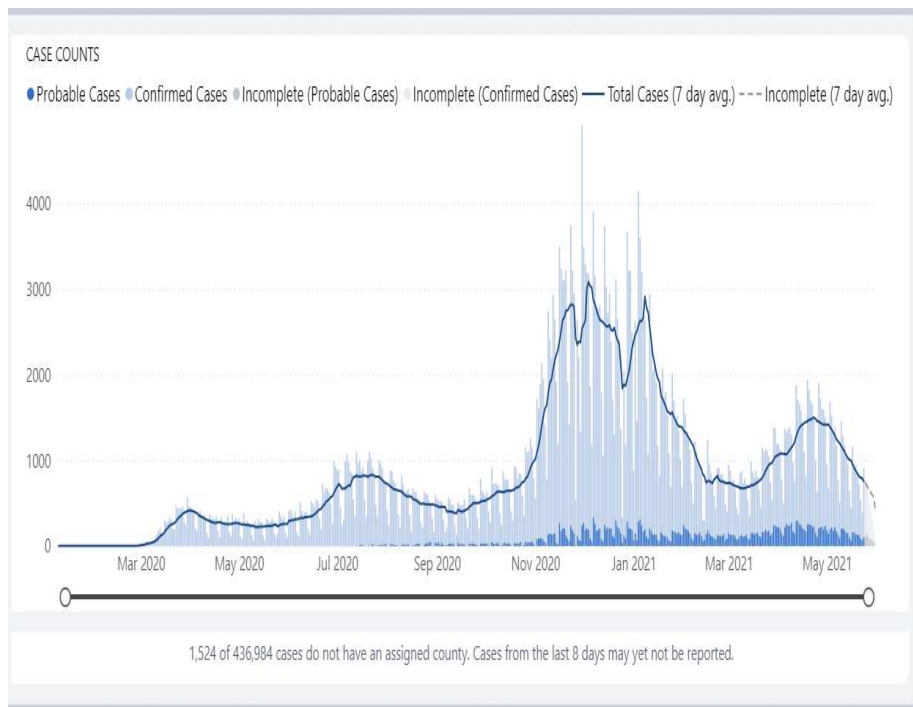
- COVID Response
- Unregulated Contaminant Rule Update (PFAS)
- Leadership Update

COVID Response

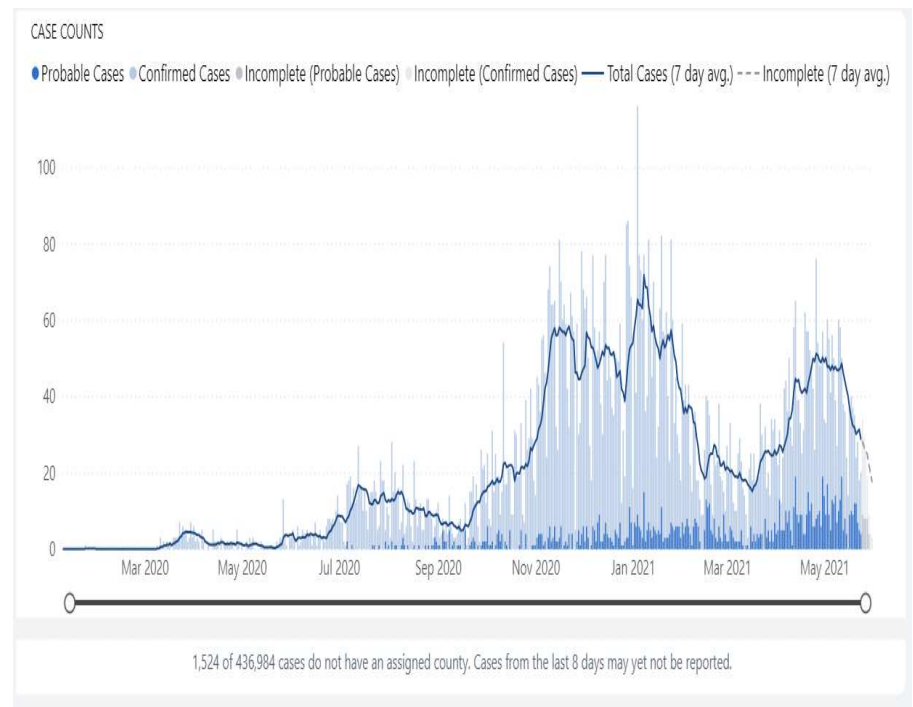
Quick Summary of What is Happening

Epidemiology Case Curve

Statewide



Thurston County



Vaccine Dose Statewide

Vaccine Doses Given and Reported (statewide or selected counties) **7,061,165**

Statewide Measures Only

Vaccine Doses Given and Reported in Washington **7,061,165**

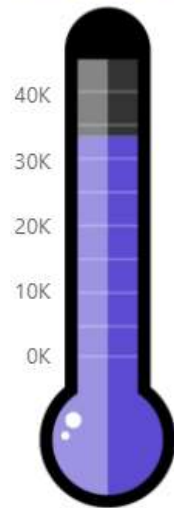
Doses Delivered to Washington Providers **5,937,080**

Doses Delivered for Federal Partnership Programs **2,205,420**

Percentage of Delivered Doses Given **86.72%**

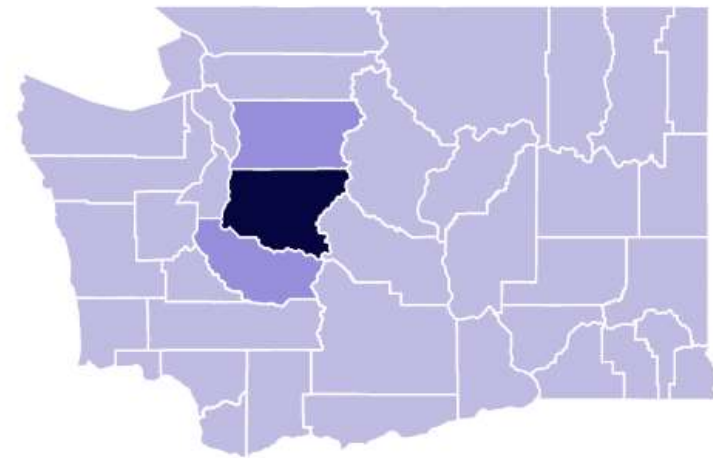
VACCINE DOSES GIVEN AND REPORTED PER DAY

Washington State



Current 7-day average:
33,160

VACCINE DOSES GIVEN AND REPORTED IN WASHINGTON COUNTIES



County data for doses given are based on the location of the facility giving the vaccine. 71,282 vaccine doses given do not have a county reported.

Percent of Fully Vaccinated People

COUNTY NAME	PEOPLE FULLY VACCINATED	POPULATION (16+)	PERCENT OF POPULATION 16+ THAT IS FULLY VACCINATED	TOTAL POPULATION	PERCENT OF TOTAL POPULATION THAT IS FULLY VACCINATED
San Juan County	11,005	15,376	71.57%	17,340	63.47%
Jefferson County	19,402	28,631	67.77%	32,190	60.27%
King County	1,195,872	1,850,841	64.61%	2,260,800	52.90%
Clallam County	36,650	65,043	56.35%	76,770	47.74%
Chelan County	35,700	63,406	56.30%	79,660	44.82%
Whatcom County	102,351	188,541	54.29%	228,000	44.89%
Snohomish County	354,553	664,456	53.36%	830,500	42.69%
Skagit County	55,848	105,221	53.08%	130,450	42.81%
Okanogan County	17,309	34,308	50.45%	43,130	40.13%
Thurston County	117,384	234,895	49.97%	291,000	40.34%
Douglas County	16,856	33,982	49.60%	43,750	38.53%
Island County	34,847	70,400	49.50%	85,530	40.74%
Walla Walla County	24,550	50,736	48.39%	62,580	39.23%
Clark County	189,906	397,358	47.79%	499,700	38.04%
Total	3,311,348	6,144,281	53.89%	7,656,200	43.25%

92,013 people who are fully vaccinated do not have a county reported. Vaccination data in most recent 7 days might not be complete.
 For 357 people who initiated vaccination, we are unable to determine whether all recommended doses have been received because the vaccine product is unknown.

Don't Hesitate Vaccinate

- Everyone 12 and over is now eligible to receive at COVID vaccine
- Vaccines are free and do not require proof of insurance
- Find a vaccine appointment near you :
 - <https://vaccinelocator.doh.wa.gov>
 - 1-833-VAX-HELP (833-829-4357)

Update Chapter 246-290 WAC

**State action levels (SALs) and state maximum
contaminant levels**

State Board of Health Public Meeting

- Briefing the State Board of Health on Rule Making
Wednesday, June 9th at 10:40am
- You may access the meeting and register via the GoToWebinar application <https://attendee.gotowebinar.com/register/340060668939096335> You can also dial-in to and listen/observe the meeting using your phone: Call- in: +1 (914) 614-3221, Access Code: 175-500-000

State Board of Health Public Meeting

- Meeting materials should be available by 5pm today on State Board of Health website [June 9 :: Washington State Board of Health](#)
- New SAL for PFOS/PFOA compounds
- Provisions for allowing UCMR sampling to be used to meet the sampling requirements.
- Removing VOCs/SOCs from rule

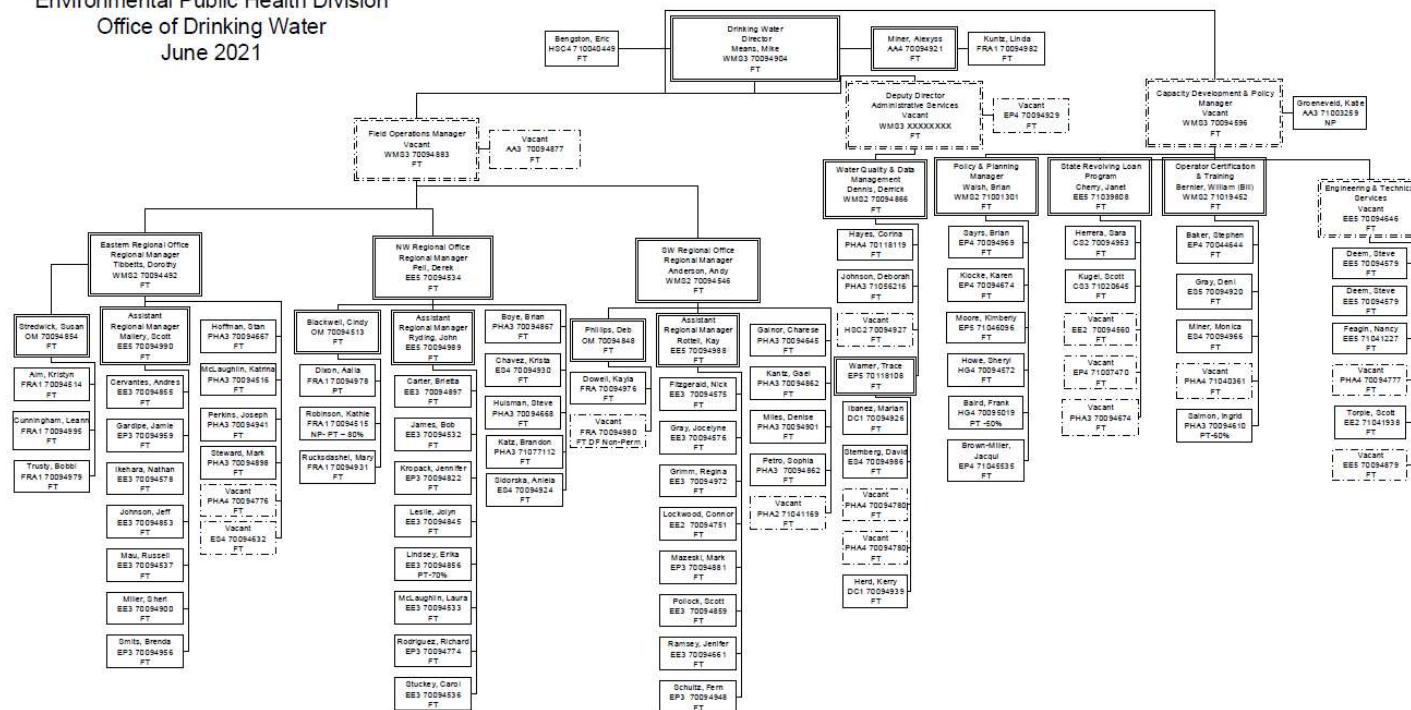
Rule Timeline

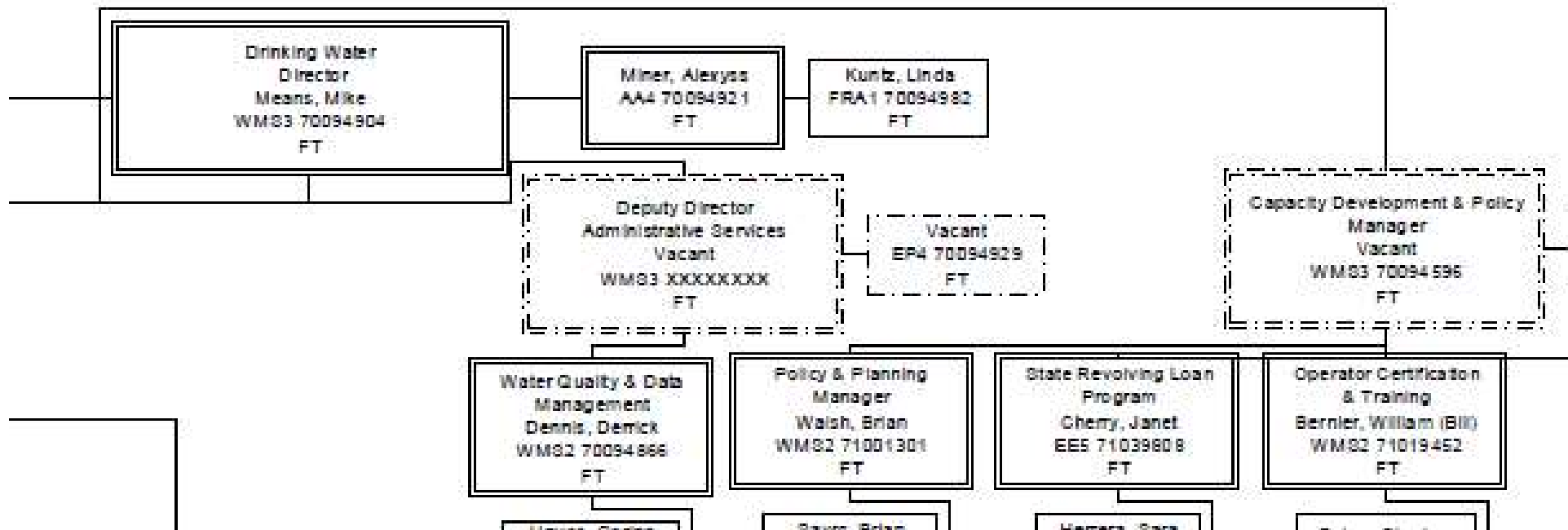
- Update State Board of Health June 9, 2021
- Begin Formal Public Comment Period on Final Rule
- Public Hearing at State Board of Health October 2021
- Final Rule Adoption in Fall 2021 – Rule effective 31 days after adoption

Leadership Updates

Update Organizational Chart

Environmental Public Health Division
Office of Drinking Water
June 2021





Questions